

EXTERNAL PHOTOELECTRIC CELL MF1



Modulated infrared barrier .
Operating with opposed transmitter and receiver. Double safety relays (one energised and one not energised).

Technical data:

- Range " nominal " : 8 meters
- Range " max." . : 14 meters
- Power supply : 12-24V AC-DC
- Consumption pair (IT + IR) : 2 W
- Working temperature : -10 55 °C
- Box : polycarbonate
- Protection degree : IP 54
- Dimensions : see fig. 1

IT 2135 Transmitter:

- Modulation frequency : 1000Hz
- Infrared wave length : 950nm

IR 2135 Receiver:

- Relais contacts : 1A max a 30 VDC
- Output contact normally open : NA
- Output contact normally closed : NC
- Red Led that is on when the photocells are aligned.

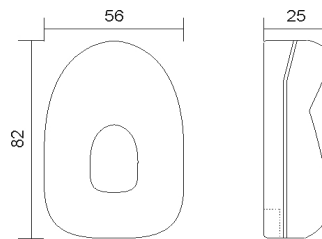


Fig. 1

Terminal board connections: (fig. 2)

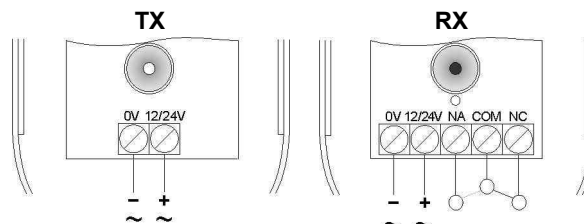


Fig. 2

Installation:

- Open the photocell box and connect the cables to the terminal board following the scheme (fig. 2).
- When the transmitter is aligned with the receiver (the receiver is equipped with a red internal pilot lamp that is on when both photocells are aligned) fix the back side of the box to the wall through the three A slots (fig. 3).
- Fix the cover of the box through the B tongues and the C screws (fig. 3).

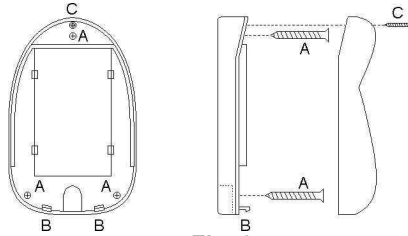


Fig. 3

Stateurop hereby declares that the product below: **MF1** complies with the specifications of Directive EMC 2004/108/EC.



 **motorline**
PROFESSIONAL

STATEUROP sistemas automatizados para europa s.a.
Rua do Sobreiro, Lugar do Pinheiro Rio Covo, Stº. Eugénia Apto. 5018 EC Barcelos 4754-908